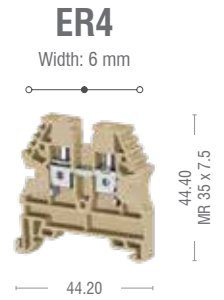


Main Terminals Screw Cross Connection



2.5 mm² Feed Through Terminal Block
For 35mm DIN Rail



4 mm² Feed Through Terminal Block
For 35mm DIN Rail



Electrical Ratings
CE (EN 60947-7-1)
cRUus
VDE (IEC 60947-7-1)
CSA
IECEX

Connection Data
Conductor cross section solid (min.-max.)
Conductor cross section stranded (min.-max.)
2 conductors with same cross section, stranded, TWIN ferrules with plastic sleeve, (min.-max.)
AWG Conductor
Insulation Stripping Length
Torque (min.-max.)
Screwdriver

Technical Data
Rated Impulse Voltage
Insulation material group / Gauge pin code according to IEC 60947-1
Protection class / Protection conductor type
Diode Technical Data
Diode Voltage
Diode Current
Diode

Ordering Data
Beige
Grey
Blue
Green
Yellow
Red
Black
White
Orange
Brown

Separation Plate
SP1

Cross Connection - Comb Connection
CC2.5/2
CC2.5/3
CC2.5/4
CC2.5/10
CC2.5/50

Control Terminal

End Bracket
xx: Beige or Grey
ES1xx
ES4xx
ES7xx
ES3xx

Test Plug and Sockets
TF2
TF2.3
TSK1

Warning Label
Available in White and Yellow
WL1
WL2

Group Marking
GM
GM1-1
GM3

Unprinted Markers
DG10/5
DG10/6

Voltage, V ~	Current, A	Cross Section
750	24	2.5 mm ²
600	20	AWG 26 - 12
750	24	2.5 mm ²
600	20	AWG 28 - 12
630	23	

0.2 - 4 mm ²
0.2 - 4 mm ²
0.5 - 1.5 mm ²
AWG 24 - 12
9 - 10 mm
0.4 - 0.6 Nm
0.6 x 3.5

8/3
1/A3
IP 20 / -

Terminal	Qty.	End Plate	Qty.
ER2.5BEIGE	100	EP2.5-10BEIGE	100
ER2.5GREY	100	EP2.5-10GREY	100
ER2.5BLUE	100	EP2.5-10BLUE	100
ER2.5GREEN	100	EP2.5-10GREEN	100
ER2.5YELLOW	100	EP2.5-10YELLOW	100
ER2.5RED	100	EP2.5-10RED	100
ER2.5BLACK	100	EP2.5-10BLACK	100
ER2.5WHITE	100	EP2.5-10WHITE	100
ER2.5ORANGE	100	EP2.5-10ORANGE	100
ER2.5BROWN	100	EP2.5-10BROWN	100

Small Partition	Qty.	Large Partition	Qty.
SP1	100	SP2.5-10	25

Part Number	Qty.	Part Number	Qty.
CC2.5/2	25	BB2.5/2	25
CC2.5/3	20	BB2.5/3	20
CC2.5/4	15	BB2.5/4	15
CC2.5/10	5	BB2.5/10	5
CC2.5/50	20		

Part Number	Qty.	Part Number	Qty.
ES1xx	100		
ES4xx	100		
ES7xx	50		
ES3xx	100		

Part Number	Qty.	Part Number	Qty.
TF2	5	TSK3	5
TF2.3	5		
TSK1	5		

With Symbol	Qty.	Without Symbol	Qty.
WL1	25	WL2	25

Part Number	Qty.	Part Number	Qty.
GM	50	GM1-2	25
GM1-1	25	GM2-2	25
GM3	50		

Part Number	Qty.	Part Number	Qty.
DG10/5	440		

Voltage, V ~	Current, A	Cross Section
750	32	4 mm ²
600	30	AWG 26 - 10
750	32	4 mm ²
600	30	AWG 28 - 10
630	30.5	

0.2 - 6 mm ²
0.2 - 6 mm ²
0.5 - 2.5 mm ²
AWG 24 - 10
9 - 10 mm
0.4 - 0.8 Nm
0.6 x 3.5

8/3
1/A4
IP 20 / -

Terminal	Qty.	End Plate	Qty.
ER4BEIGE	100	EP2.5-10BEIGE	100
ER4GREY	100	EP2.5-10GREY	100
ER4BLUE	100	EP2.5-10BLUE	100
ER4GREEN	100	EP2.5-10GREEN	100
ER4YELLOW	100	EP2.5-10YELLOW	100
ER4RED	100	EP2.5-10RED	100
ER4BLACK	100	EP2.5-10BLACK	100
ER4WHITE	100	EP2.5-10WHITE	100
ER4ORANGE	100	EP2.5-10ORANGE	100
ER4BROWN	100	EP2.5-10BROWN	100

Small Partition	Qty.	Large Partition	Qty.
SP1	100	SP2.5-10	25

Part Number	Qty.	Part Number	Qty.
CC4/2	25	BB4/2	25
CC4/3	20	BB4/3	20
CC4/4	15	BB4/4	15
CC4/10	5	BB4/10	5
CC4/20	5		
CC4/50	5		

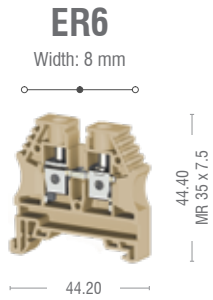
Part Number	Qty.	Part Number	Qty.
ES1xx	100		
ES4xx	100		
ES7xx	50		
ES3xx	100		

Part Number	Qty.	Part Number	Qty.
TF2	5	TSK7	5
TF2.3	5		
TSK4	5		

With Symbol	Qty.	Without Symbol	Qty.
WL1	25	WL2	25

Part Number	Qty.	Part Number	Qty.
GM	50	GM1-2	25
GM1-1	25	GM2-2	25
GM3	50		

Part Number	Qty.	Part Number	Qty.
DG10/5	440		
DG10/6	360		



6 mm² Feed Through Terminal Block
For 35mm DIN Rail

Voltage, V ~	Current, A	Cross Section
630	41	6 mm ²
600	50	AWG 26 - 8
630	41	6 mm ²
600	40	AWG 28 - 8
630	41	

0.2 - 10 mm ²
0.2 - 10 mm ²
0.5 - 4 mm ²
AWG 24 - 8
10 - 12 mm
0.8 - 1.2 Nm
0.8 x 4

8/3
1/B5
IP 20/-

Terminal	Qty.	End Plate	Qty.
ER6BEIGE	100	EP2.5-10BEIGE	100
ER6GREY	100	EP2.5-10GREY	100
ER6BLUE	100	EP2.5-10BLUE	100
ER6GREEN	100	EP2.5-10GREEN	100
ER6YELLOW	100	EP2.5-10YELLOW	100
ER6RED	100	EP2.5-10RED	100
ER6BLACK	100	EP2.5-10BLACK	100
ER6WHITE	100	EP2.5-10WHITE	100
ER6ORANGE	100	EP2.5-10ORANGE	100
ER6BROWN	100	EP2.5-10BROWN	100

Small Partition	Qty.	Large Partition	Qty.
SP1	100	SP2.5-10	25

Part Number	Qty.	Part Number	Qty.
CC6/2	25	BB6/2	25
CC6/3	20	BB6/3	20
CC6/4	15	BB6/4	15
CC6/10	5	BB6/10	5

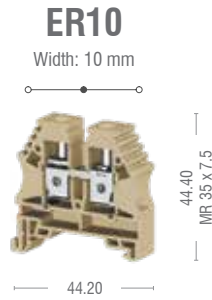
Part Number	Qty.	Part Number	Qty.
ES1xx	100		
ES4xx	100		
ES7xx	50		
ES3xx	100		

Part Number	Qty.	Part Number	Qty.
TF2	5	TSK7	5
TF2.3	5	IKT28	5
TSK1	5		

With Symbol	Qty.	Without Symbol	Qty.
WL1	25	WL2	25

Part Number	Qty.	Part Number	Qty.
GM	50	GM1-2	25
GM1-1	25	GM2-2	25
GM3	50		

Part Number	Qty.	Part Number	Qty.
DG10/5	440		
DG10/6	360		
DG10/8	260		



10 mm² Feed Through Terminal Block
For 35mm DIN Rail

Voltage, V ~	Current, A	Cross Section
630	57	10 mm ²
600	65	AWG 16 - 6
630	57	10 mm ²
600	65	AWG 16 - 6
630	57	

0.5 - 16 mm ²
0.5 - 16 mm ²
0.5 - 6 mm ²
AWG 20 - 6
10 - 12 mm
1.2 - 1.8 Nm
0.8 x 4

8/3
1/B6
IP 20/-

Terminal	Qty.	End Plate	Qty.
ER10BEIGE	100	EP2.5-10BEIGE	100
ER10GREY	100	EP2.5-10GREY	100
ER10BLUE	100	EP2.5-10BLUE	100
ER10GREEN	100	EP2.5-10GREEN	100
ER10YELLOW	100	EP2.5-10YELLOW	100
ER10RED	100	EP2.5-10RED	100
ER10BLACK	100	EP2.5-10BLACK	100
ER10WHITE	100	EP2.5-10WHITE	100
ER10ORANGE	100	EP2.5-10ORANGE	100
ER10BROWN	100	EP2.5-10BROWN	100

Small Partition	Qty.	Large Partition	Qty.
SP1	100	SP2.5-10	25

Part Number	Qty.	Part Number	Qty.
CC10/2	25	BB10/2	25
CC10/3	20	BB10/3	20
CC10/4	15	BB10/4	15
CC10/10	5	BB10/10	5


Part Number	Qty.	Part Number	Qty.
ES1xx	100		
ES4xx	100		
ES7xx	50		
ES3xx	100		

Part Number	Qty.	Part Number	Qty.
TF2	5	TSK7	5
TF2.3	5	IKT28	5
TSK1	5	TF4	5

With Symbol	Qty.	Without Symbol	Qty.

Part Number	Qty.	Part Number	Qty.
GM	50	GM1-2	25
GM1-1	25	GM2-2	25
GM3	50		

Part Number	Qty.	Part Number	Qty.
DG10/5	440	DG10/10	200
DG10/6	360		
DG10/8	260		



16 mm² Feed Through Terminal Block
For 35mm DIN Rail

Voltage, V ~	Current, A	Cross Section
750	76	16 mm ²
600	85	AWG 12 - 4
750	76	16 mm ²
630	71	

2.5 - 25 mm ²
4 - 25 mm ²
1.5 - 10 mm ²
AWG 14 - 4
12 - 14 mm
1.2 - 2 Nm
1 x 5.5

8/3
1/B7
IP 20/-

Terminal	Qty.	End Plate	Qty.
ER16BEIGE	50	EP16BEIGE	100
ER16GREY	50	EP16GREY	100
ER16BLUE	50	EP16BLUE	100
ER16GREEN	50	EP16GREEN	100
ER16YELLOW	50	EP16YELLOW	100
ER16RED	50	EP16RED	100
ER16BLACK	50	EP16BLACK	100
ER16WHITE	50	EP16WHITE	100
ER16ORANGE	50	EP16ORANGE	100
ER16BROWN	50	EP16BROWN	100

Small Partition	Qty.	Large Partition	Qty.
		SP16	25

Part Number	Qty.	Part Number	Qty.
CC16/2	25		
CC16/3	20		
CC16/4	15		
CC16/10	5		

Part Number	Qty.	Part Number	Qty.
ES1xx	100		
ES4xx	100		
ES7xx	50		
ES3xx	100		

Part Number	Qty.	Part Number	Qty.
TF4	5		
TSK8	5		
ITK32	5		

With Symbol	Qty.	Without Symbol	Qty.
WL3	25	WL3S	25


Part Number	Qty.	Part Number	Qty.
GM	50	GM1-2	25
GM1-1	25	GM2-2	25
GM3	50		

Part Number	Qty.	Part Number	Qty.
DG10/5	440	DG10/10	200
DG10/6	360		
DG10/8	260		

Main Terminals Screw Cross Connection


ER16P

Width: 12 mm



ER25P

Width: 12 mm



16 mm² Feed Through Terminal Block
For 35mm and 32mm G and DIN Rail

25 mm² Feed Through Terminal Block
For 35mm and 32mm G and DIN Rail



Electrical Ratings
CE (EN 60947-7-1)
cRUus
VDE (IEC 60947-7-1)
CSA
IECEX

Voltage, V ~	Current, A	Cross Section
750	76	16 mm ²
600	80	AWG 12 - 4

Voltage, V ~	Current, A	Cross Section
750	101	25 mm ²
600	100	AWG 12 - 2

Connection Data
Conductor cross section solid (min.-max.)
Conductor cross section stranded (min.-max.)
2 conductors with same cross section, stranded, TWIN ferrules with plastic sleeve, (min.-max.)
AWG Conductor
Insulation Stripping Length
Torque (min.-max.)
Screwdriver

1.5 - 25 mm ²
1.5 - 25 mm ²
0.75 - 10 mm ²
AWG 16 - 4
12 - 14 mm
1.2 - 2 Nm
1 x 5.5

1.5 - 35 mm ²
1.5 - 35 mm ²
1.5 - 10 mm ²
AWG 16 - 2
12 - 14 mm
2 - 3 Nm
1 x 5.5

Technical Data
Rated Impulse Voltage
Insulation material group / Gauge pin code according to IEC 60947-1
Protection class / Protection conductor type

8/3
1/B7
IP 20/ -

8/3
1/B8
IP 20/ -

Diode Technical Data
Diode Voltage
Diode Current
Diode

Ordering Data
Beige
Grey
Blue
Green
Yellow
Red
Black
White
Orange
Brown

Terminal	Qty.	End Plate	Qty.
ER16GBEIGE	50	EP16GBEIGE	100
ER16GGREY	50	EP16GGREY	100
ER16GBLUE	50	EP16GBLUE	100
ER16GGREEN	50	EP16GGREEN	100
ER16GYELLOW	50	EP16GYELLOW	100
ER16GRED	50	EP16GRED	100
ER16GBLACK	50	EP16GBLACK	100
ER16GWHITE	50	EP16GWHITE	100
ER16GORANGE	50	EP16GORANGE	100
ER16GBROWN	50	EP16GBROWN	100

Terminal	Qty.	End Plate	Qty.
ER25PBEIGE	50	EP25PBEIGE	50
ER25PGREY	50	EP25PGREY	50
ER25PBLUE	50	EP25PBLUE	50
ER25PGREEN	50	EP25PGREEN	50
ER25PYELLOW	50	EP25PYELLOW	50
ER25PRED	50	EP25PRED	50
ER25PBLACK	50	EP25PBLACK	50
ER25PWHITE	50	EP25PWHITE	50
ER25PORANGE	50	EP25PORANGE	50
ER25PBROWN	50	EP25PBROWN	50

Seperation Plate

Small Partition	Qty.	Large Partition	Qty.
SP16S	100	SP16G	25

Small Partition	Qty.	Large Partition	Qty.

Cross Connection - Comb Connection

Part Number	Qty.	Part Number	Qty.
CC16/2	25		
CC16/3	20		
CC16/4	15		
CC16/10	5		

Part Number	Qty.	Part Number	Qty.
CC16/2	25		
CC16/3	20		
CC16/4	15		
CC16/10	5		

Control Terminal

--

--

End Bracket
xx: Beige or Grey

Part Number	Qty.	Part Number	Qty.
ES1xx	100		
ES4xx	100		
ES7xx	50		

Part Number	Qty.	Part Number	Qty.
ES1xx	100		
ES4xx	100		
ES7xx	50		

Test Plug and Sockets

Part Number	Qty.	Part Number	Qty.
TF4	5		
TSK9	5		

Part Number	Qty.	Part Number	Qty.
TF4	5		
TSK8	5		

Warning Label
Available in White and Yellow

With Symbol	Qty.	Without Symbol	Qty.
WL3	25	WL3S	25

With Symbol	Qty.	Without Symbol	Qty.
WL1	25	WL2	25

Group Marking

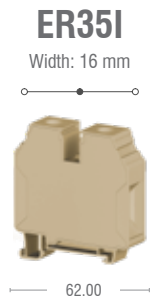
Part Number	Qty.	Part Number	Qty.
GM	50		
GM3	50		

Part Number	Qty.	Part Number	Qty.
GM	50	GM1-2	25
GM1-1	25	GM2-2	25
GM3	50		

Unprinted Markers

Part Number	Qty.	Part Number	Qty.
DG10/5	440	DG10/10	200
DG10/6	360		
DG10/8	260		

Part Number	Qty.	Part Number	Qty.
DG10/10	200		



35 mm² Feed Through Terminal Block Insulated For 35mm DIN Rail

Voltage, V ~	Current, A	Cross Section
1000	125	35 mm ²
600	115	AWG 10 - 2

6 - 50 mm ²
6 - 35 mm ²
4 - 16 mm ²
AWG 10 - 2
16 - 18 mm
4 - 6 Nm
1.2 x 6.5

8/3
1/B9
IP 20/-

Terminal	Qty.	End Plate	Qty.
ER35IBEIGE	50		
ER35IGREY	50		
ER35IBLUE	50		
ER35IGREEN	50		
ER35IYELLOW	50		
ER35IRED	50		
ER35IBLACK	50		
ER35IWHITE	50		
ER35IORANGE	50		
ER35IBROWN	50		

Small Partition	Qty.	Large Partition	Qty.

Part Number	Qty.	Part Number	Qty.
CC35I/2	25		
CC35I/3	20		
CC35I/4	15		
CC35I/10	5		

--	--	--	--

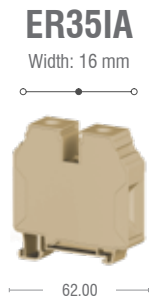
Part Number	Qty.	Part Number	Qty.
ES1xx	100		
ES4xx	100		
ES7xx	50		

Part Number	Qty.	Part Number	Qty.
TF4	5		

With Symbol	Qty.	Without Symbol	Qty.
WL3	25	WL3S	25

Part Number	Qty.	Part Number	Qty.

Part Number	Qty.	Part Number	Qty.
DG10/5	440	DG10/10	200
DG10/6	360		
DG10/8	260		



35 mm² Feed Through Terminal Block Insulated, Allen Key For 35mm DIN Rail

Voltage, V ~	Current, A	Cross Section
1000	125	35 mm ²
600	115	AWG 10 - 2

6 - 50 mm ²
6 - 35 mm ²
4 - 16 mm ²
AWG 10 - 2
16 - 18 mm
4 - 6 Nm
DIN6911

8/3
1/B9
IP 20/-

Terminal	Qty.	End Plate	Qty.
ER35IABEIGE	0		
ER35IAGREY	0		
ER35IABLUE	0		
ER35IAGREEN	0		
ER35IAYELLOW	0		
ER35IARED	0		
ER35IABLACK	0		
ER35IAWHITE	0		
ER35IAORANGE	0		
ER35IABROWN	0		

Small Partition	Qty.	Large Partition	Qty.

Part Number	Qty.	Part Number	Qty.
CC35I/2	25		
CC35I/3	20		
CC35I/4	15		
CC35I/10	5		

--	--	--	--

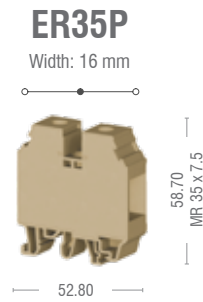
Part Number	Qty.	Part Number	Qty.
ES1xx	100		
ES4xx	100		
ES7xx	50		

Part Number	Qty.	Part Number	Qty.
TF4	5		

With Symbol	Qty.	Without Symbol	Qty.
WL1	25	WL2	25

Part Number	Qty.	Part Number	Qty.

Part Number	Qty.	Part Number	Qty.
DG10/5	440	DG10/10	200
DG10/6	360		
DG10/8	260		



35 mm² Feed Through Terminal Block Insulated, Flat Cable Entry Option For 35mm and 32mm G Type DIN Rail

Voltage, V ~	Current, A	Cross Section
750	125	35 mm ²
600	115	AWG 12 - 2
600	115	AWG 12 - 2
630	125	

1.5 - 50 mm ²
1.5 - 35 mm ²
1.5-16 mm ²
AWG 16 - 2
16 - 18 mm
2.5 - 3.5 Nm
1.2 x 6.5

8/3
1/B9
IP 20/-

Terminal	Qty.	End Plate	Qty.
ER35PBEIGE	40		
ER35PGREY	40		
ER35PBLUE	40		
ER35PGREEN	40		
ER35PYELLOW	40		
ER35PRED	40		
ER35PBLACK	40		
ER35PWHITE	40		
ER35PORANGE	40		
ER35PBROWN	40		

Small Partition	Qty.	Large Partition	Qty.
SP35PS	100	SP35P	10

Part Number	Qty.	Part Number	Qty.
CC35/2	25		
CC35/3	20		
CC35/4	15		
CC35/10	5		

--	--	--	--

Part Number	Qty.	Part Number	Qty.
ES1xx	100		
ES4xx	100		
ES7xx	50		

Part Number	Qty.	Part Number	Qty.
TF4	5		
TSK9	5		

With Symbol	Qty.	Without Symbol	Qty.
WL3	25	WL3S	25

Part Number	Qty.	Part Number	Qty.
GM	50	GM1-2	25
GM1-1	25	GM2-2	25
GM3	50		

Part Number	Qty.	Part Number	Qty.
DG10/5	440	DG10/10	200
DG10/6	360		
DG10/8	260		