



Replacement
Warranty

EXHAUST FAN SERIES AVAILABLE IN TWO SIZES IN BOTH ROUND AND SQUARE OPTIONS, 250MM, 300MM

MXFFR25W/MXFFS25W/MXFFR30W/MXFFS30W



**SIDE DUCTING
ACCESS
WITH DRAFT
STOPPER**



- Efficient long life ball bearing motor
- Ultra-quiet motor
- Low profile design
- Side duct outlet with draft stopper
- Turbo fan blade design for high efficient air-steam extraction
- Air extraction for model 250mm 290m³/hr and model 300mm 390m³/hr
- Side ducting access with built in draft stopper
- Includes IPX2 Water Resistant Rating (Protects from vertically dripping water)
- Modern ultra-low profile slimline design fascia to ceiling for easy cleaning
- DIY complete with 1 metre cord with 3 pin plug
- Housing fascia material made from ABS
- Easily removable grill for cleaning



IP Rating



Fully Concealed
Motor Housing



DIY
& Plug



Draft
Stopper



High
Extraction



Ultra Low
Profile



Easy Side
Ducting Access



High Performance
Ball Bearing Motor

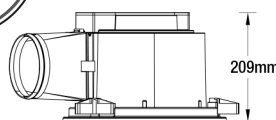
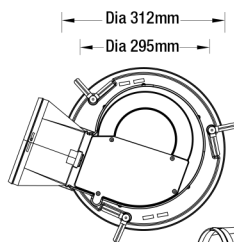
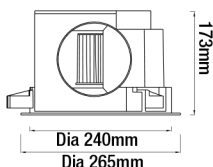
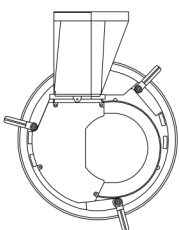
DIMENSIONS

AVAILABLE EXTRAS

FLOW 250MM - 125mm Duct Outlet Size

FLOW 300MM - 150mm Duct Outlet Size

Ducting



EXHAUST FAN SERIES AVAILABLE IN TWO SIZES IN BOTH ROUND AND SQUARE OPTIONS, 250MM, 300MM

FEATURES

- DIY available in 250mm or 300mm
- Efficient long life premium ball bearing motor
- Ultra-quiet motor
- Easy installation to ceiling using easy quick mount swivel clip to plaster
- Low profile fascia design
- Ideal for use in multi-storey apartments
- Side duct outlet with draft stopper
- Turbo fan blade design for high efficient air-steam extraction
- Air extraction for model 250mm 290m³/hr and model 300mm 390m³/hr
- Side ducting access with built in draft stopper
- Includes IPX2 Water Resistant (Protective to splashing water)
- DIY with 1 metre cord with 3 pin plug
- Housing fascia material made from ABS
- Easily removable grill for cleaning
- Fitted with easy ducting vent with draft back draft stopper
- Easy Cut Out template included
*(Ducting not included)

SPECIFICATIONS

Rated Power Input/Frequency:	220-240-AC-50Hz
Motor Wattage:	MXFFR25W & MXFFS25W: 45W MXFFR30W & MXFFS30W: 60W
Motor:	Ball bearing
IP Rating:	IPX2
Material - Housing / Fascia:	ABS
Air delivery performance m³/hr:	MXFFR25W & MXFFS25W: 290m ³ /hr MXFFR30W & MXFFS30W: 390m ³ /hr
Duct Diameter Outlet Size	150mm
Cut Out Size Diameter:	MXFFR25W & MXFFS25W: 240mm MXFFR30W & MXFFS30W: 295mm
Height:	MXFFR25W & MXFFS25W: 173mm MXFFR30W & MXFFS30W: 209mm
Minimum Installation Depth:	MXFFR25W & MXFFS25W: 210mm MXFFR30W & MXFFS30W: 240mm

SHIPPING: FLOW 250

Packaging size	335×318×226mm
Gross weight	2kg
Pallet qty	80

SHIPPING: FLOW 300

Packaging size	405×295×395mm
Gross weight	2.05kg
Pallet qty	60

*For further information regarding warranty terms and conditions, please refer to enclosed warranty statement. Warranty is void unless installed by a licensed electrician.

AVAILABLE IN WHITE ONLY

Model	Colour	Barcode
MXFFR25W	White	 9312375505181
MXFFS25W	White	 9312375505174
MXFFR30W	White	 9312375507086
MXFFS30W	White	 9312375507093

